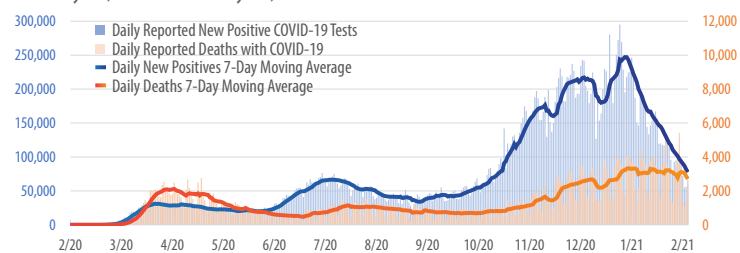


# First Trust COVID-19 TRACKER

## Daily Reported New Positive COVID-19 Tests vs. Daily Reported Deaths with COVID-19 in the U.S.

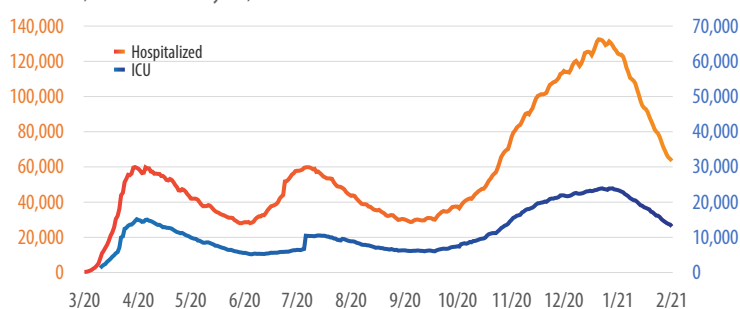
February 26, 2020 - February 17, 2021



Source: Covidtracking.com

## Current COVID-19 U.S. Patients Hospitalized and in the ICU

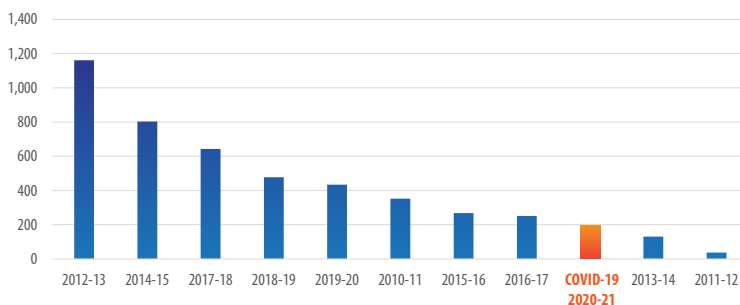
March 17, 2020 - February 17, 2021



Source: Covidtracking.com

## Influenza Deaths of Children Aged 0-17 (2010-2020) vs. COVID-19 Deaths of Children Aged 0-17

As of February 17, 2021



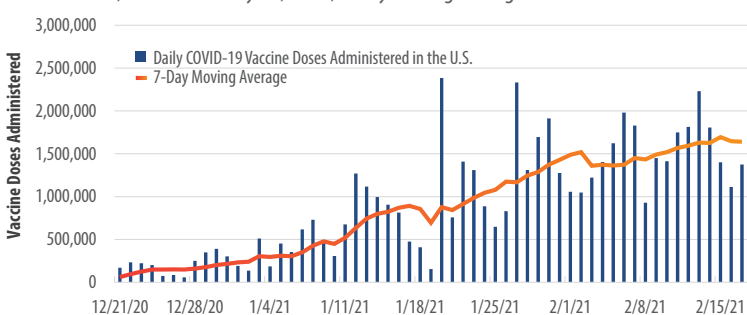
Source: CDC.gov

According to Burbio, as of February 14, 2021, **the percent of U.S. K-12 students attending "virtual-only" schools has declined to 33.6%, the lowest point since Burbio began tracking in August 2020. This measure peaked at 62% over Labor Day.** Currently 40.8% of K-12 students are attending "in-person/every day" schools while 25.6% are attending "hybrid" schools.

In the \$1.9 trillion American Rescue Plan, **President Biden is asking for \$128.6 billion to help primary and secondary schools to safely reopen. According to the CBO, only \$6.4 billion is released in 2021, then the rest is distributed over the following seven years.** \$32.1 billion in 2022, \$32.1 billion in 2023, \$25.7 billion in 2024, \$19.3 billion in 2025, \$9.0 billion in 2026, \$2.6 billion in 2027, and \$1.3 billion in 2028.<sup>1</sup>

## Daily COVID-19 Vaccine Doses Administered in the U.S.

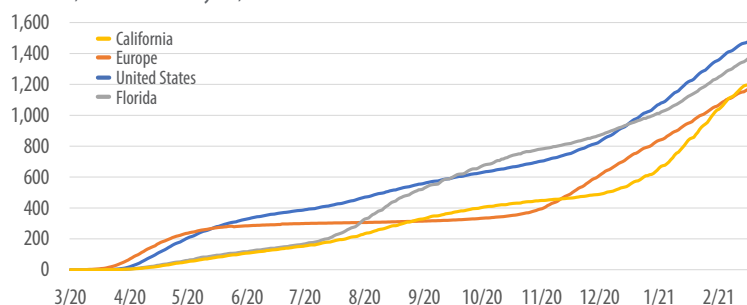
December 21, 2020 - February 17, 2021, 7-Day Moving Average



Source: Bloomberg

## COVID-19 Deaths per Million People in Areas with Very Different Lockdown Policies

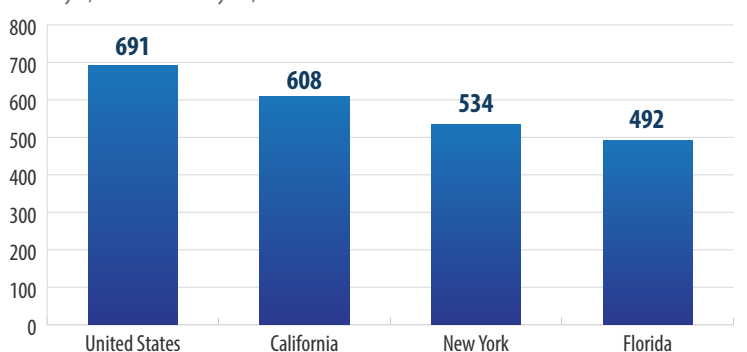
March 1, 2020 - February 17, 2021



Sources: ourworldindata.org, covidtracking.com, census.gov

## COVID-19 Deaths Per 100,000 For Seniors (Ages 65+)

January 1, 2020 - February 17, 2021



Sources: CDC.gov and U.S. Census Bureau